

Strategy description

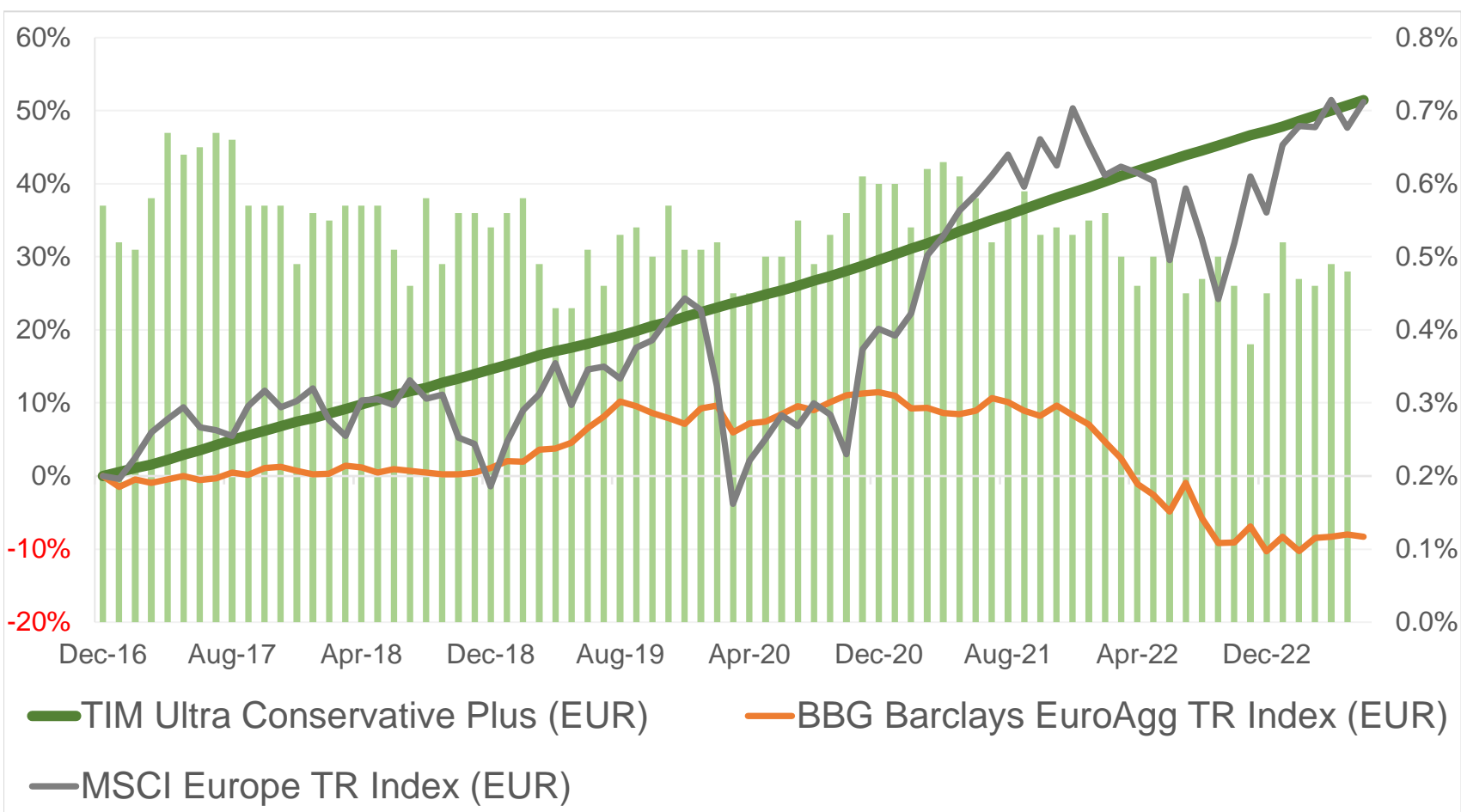
The investment objective of the AMC is to achieve long-term yield enhancement by investing into a sub-portfolio of TIM the INCOME Masterclass. The focus is set on income generating instruments which follow the Flagship Strategy consequently regarding low volatility, no or little correlation to traditional markets and broad diversified income products. The aim of the strategy is to achieve an extra low volatility with a steady positive, and an above-average return. The AMC can be traded monthly, but redemptions need to be notified 45 days in advance. The returns on the table below are net of all fees.

Monthly returns

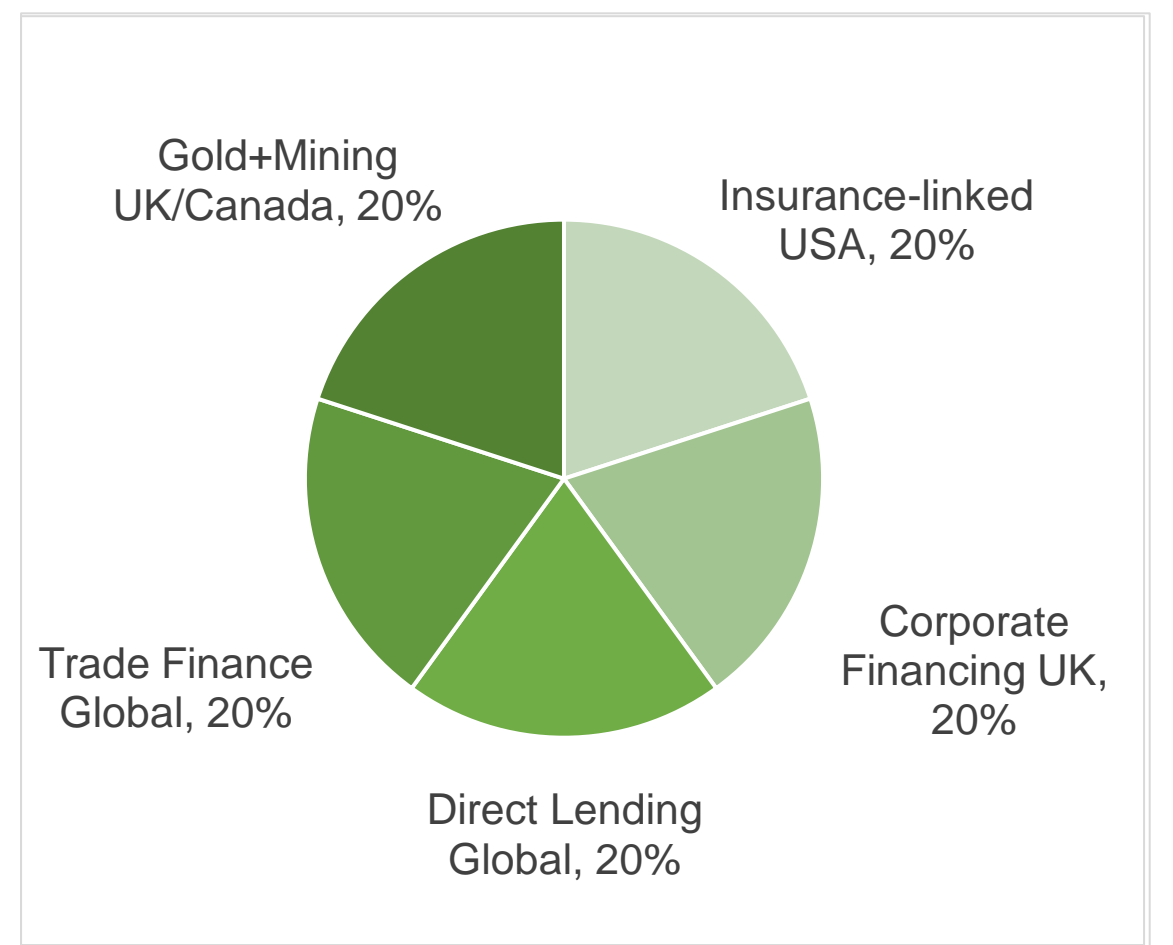
BM1: BBG Barclays EuroAgg TR Index (EUR) | BM2: MSCI Europe TR Index (EUR)

Year	Jan	Feb	Mar	Apr	May	Jun	Jul	Aug	Sep	Oct	Nov	Dec	YTD	BM1	BM2
2023	0.45%	0.52%	0.47%	0.46%	0.49%	0.48%							2.90%	2.25%	11.11%
2022	0.53%	0.55%	0.56%	0.50%	0.46%	0.50%	0.50%	0.45%	0.47%	0.50%	0.46%	0.38%	6.02%	-17.18%	-9.49%
2021	0.60%	0.60%	0.54%	0.62%	0.63%	0.61%	0.58%	0.52%	0.56%	0.59%	0.53%	0.54%	7.14%	-2.85%	25.12%
2020	0.51%	0.51%	0.52%	0.45%	0.45%	0.50%	0.50%	0.55%	0.49%	0.53%	0.56%	0.61%	6.36%	4.05%	-3.32%
2019	0.54%	0.56%	0.58%	0.49%	0.43%	0.43%	0.51%	0.46%	0.53%	0.54%	0.50%	0.57%	6.32%	5.98%	26.05%

Cumulative returns since January 2017



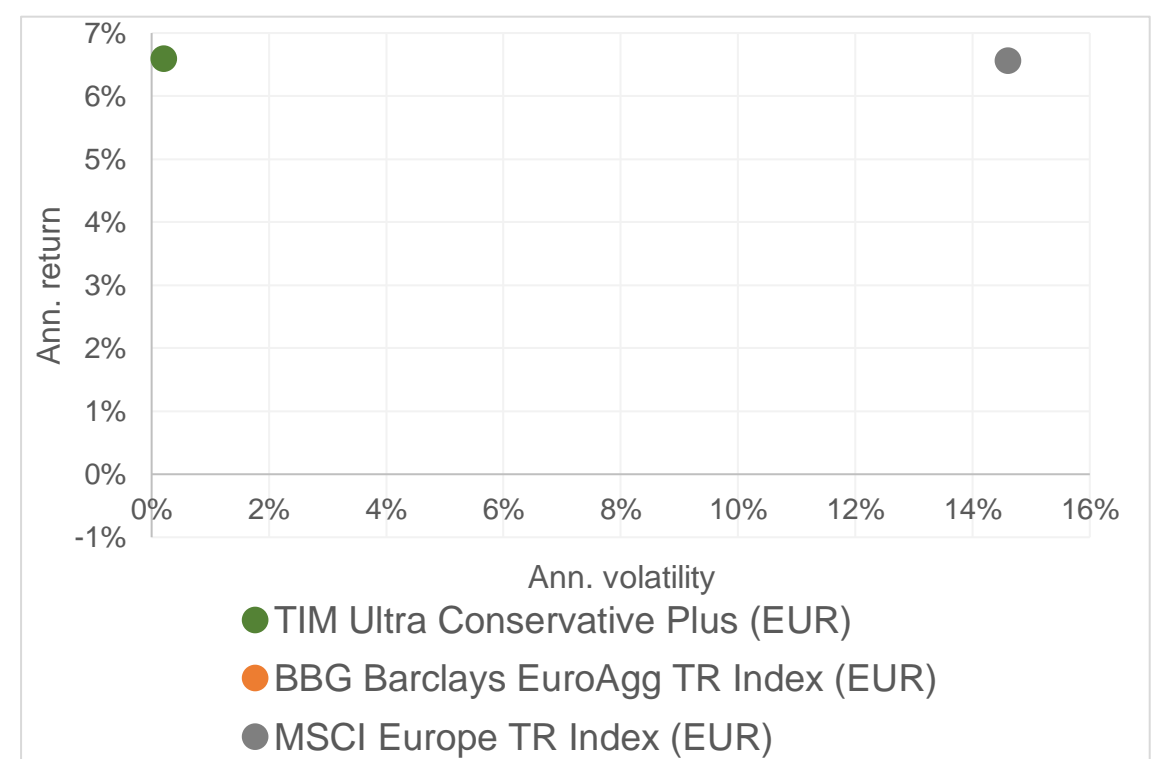
Strategies exposures



Key statistics since January 2017

	TIM Ultra Conservative Plus (EUR)	BBG Barclays EuroAgg TR Index (EUR)	MSCI Europe TR Index (EUR)
Annualized return	6.59%	-1.32%	6.57%
Annualized volatility	0.21%	5.19%	14.60%
Maximum monthly gain	0.67%	4.14%	13.95%
Maximum monthly loss	0.00%	-4.87%	-14.35%
Maximum drawdown	0.00%	-19.54%	-22.59%
Correlation to benchmarks	-	0.02	0.09

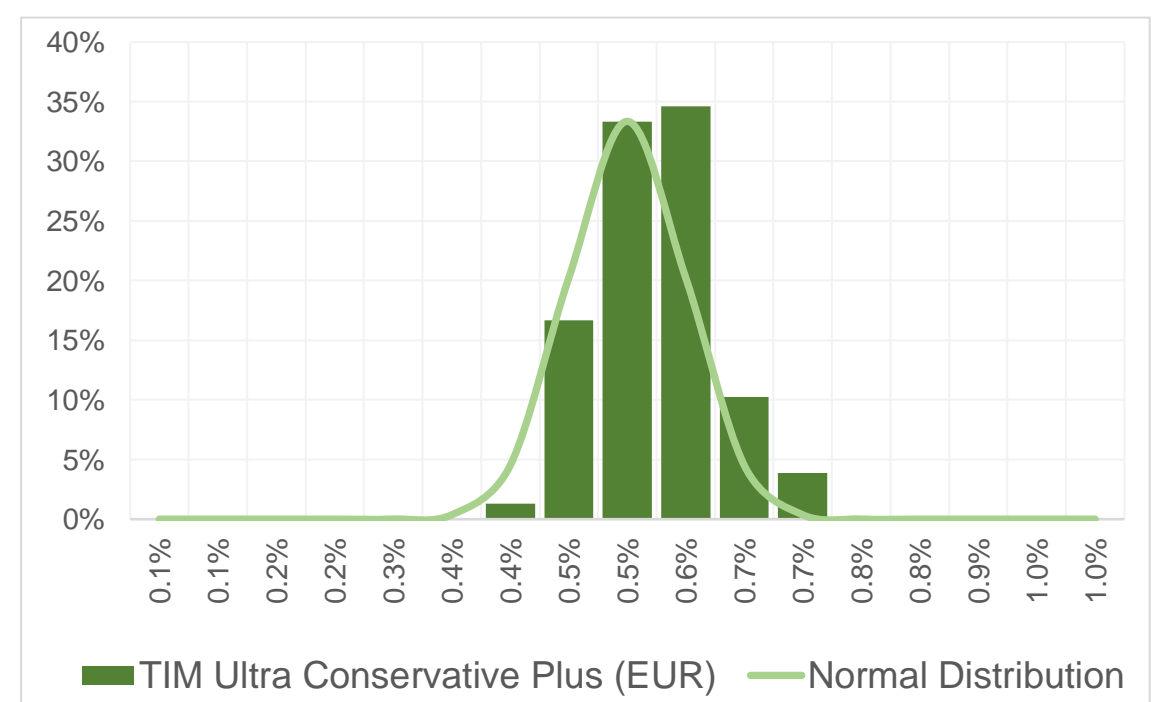
Risk vs. return since January 2017



Informations

Strategy Manager	Ahead Wealth Solutions AG
Issuer / Calculation Agent	Agilvest Issuing Solutions Ltd.
Paying Agent / Broker / Custodian	ISP Securities AG / UBS AG
Currency	EUR
Issue date	tbd
Certificate price	EUR 1'000 (estimate)
Minimum trade size	10 Certificates
Liquidity	Monthly
Notice periods	Subscriptions 1 day, redemptions 45 days
Management fee	0.75% per annum
Performance fee / Distribution fee	None / Up to 3% (if any)
Valor	112199609
ISIN	CH1121996099

Monthly returns distribution



Source: Prosperous Group, Bloomberg. The returns of the AMC TIM Ultra Conservative Plus are based on the sub-portfolio of TIM the INCOME Masterclasses. The simulated performance is net of fees and in EUR. The information in this document is for information purposes only and does not constitute an investment advice. Past performance is no indication or guarantee of future results.